

www.theweaverspick.com
www.mallikerta.fi

© mallikerta

Triple Colour rugs 3696

The Weaver's Pick
Autumn 3/2019

Purpose - **Rug**


Weave - **Twill**

Shafts - **4-saft**

Yarns - **Cotton**

Level ●○○

Weaving Library
*The Weaver's
Pick*



@mallikerta



mallikerta



@mallikerta



*Firm small rag rugs woven in three coloured warp
Finished width approx. 60 cm.*

Triple colour rag rugs 3696

The warp 18-ply Cotton twine, tex 30x18 (1 kg = 1680 m)
Warp width 66,6 cm
density 5 threads/cm
number of warp ends 333 + 6 (double 3 edge threads)
length 3,8 m (2 mattoa)

Reed 50/1

Weave Twill

The weft Tricot yarn (= T-Shirt Yarn), use two as one

INSTRUCTIONS FOR WINDING THE WARP

Warp three threads together:

1 unbleached + 1 dark orange + 1 light orange 113 x
= 339 threads (includes 6 edge threads).

AMOUNT OF WARP YARN NEEDED

18-ply Cotton twine, tex 30x18 (1 kg = 1680 m)

unbleached 240 g

dark orange 240 g

light orange 240 g

INSTRUCTIONS FOR THREADING

Follow the threading draft and thread three threads side by side on same shaft. Keep the colour order in same through the hole threading: unbleached, dark orange, light orange etc.

Thread double the first, third and fourth warp threads at edges.
Floating selvages: Take the outer threads out of the heddle eye, or drop the heddle on the edge off the sprit on both sides. Shoot the shuttle through the shed over the level thread on the edge and bring it out of the shed underneath the thread on the edge to bind the edges neatly.







FINISHING EDGES IN EASY AND BRIGHT WAY

Weave a colourful rug end with the same cotton twine as the warp. This can be done with this extra thick and high dense warp. Normally rug warp has not this close sett, and then at least one thicker weft is needed to prevent the draw-in.



FINISH OFF WITH MACRAME FRINGE!

The square knot familiar with macramé fits perfectly in rag rug fringes, for knots stays flat, and most of all, they look great. See the instructions from page 25. This Triple rag rug has 12 threads in one Square Knot



The tricot rag rug, size 61 x 124 cm + fringes

Light Triple colour rug

WEAVING INSTRUCTIONS

Leave 10 cm of the warp at each end of the rug for the fringes. The border: At the beginning weave 1,5 cm with the light orange 18-ply cotton twine alone according the treadling instructions. After that weave 3 cm light orange and dark orange 18-ply cotton twine threads in the same shed.

Weave the rug according the treadling order with two tricot yarn in the same shed. Pass the shuttle with white tricot yarn through the shed and beat it into the fabric. Pass the shuttle with light grey tricot yarn through the same shed and beat in.

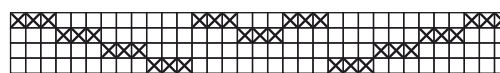
Finish the rug by weaving a border in the same way as in the beginning. ▶

© **mallikerta**

LIGHT TRIPLE COLOR RAGRUG

Treadling:
1 off-white and 1 light grey (greyish beige) in the same shed.

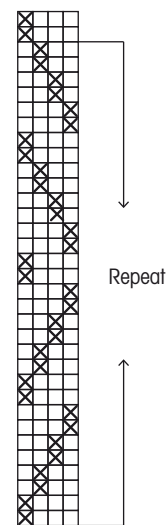
Threading:
3 different color threads side by side on the same shaft. Keep the same colour order through the warp: Off-white, dark orange, light orange.



3 threads

11 x

11 x 30 = 330 threads



Repeat

Light Triple colour rug

© mallikerta



AMOUNT OF WEFT YARN NEEDED FOR THE LIGHT RUG

Tricot weft (T-Shirt Yarn)

off-white 980 g

light grey (greyish beige), thin quality 700 g

1680 g in total

For the edges 18-ply cotton twine, tex 30x18 (1 kg = 1680 m)

light orange 40 g

dark orange 25 g

FINISHING

Tie the warp threads using overhand knots. Cut the fringe to an even length.

Rag rug, size 62 x 115 + fringes

Grey-blue Triple color rag rug

WEAVING INSTRUCTIONS

Leave around 15 cm for the fringe on both ends. Weave the rug with two cotton strips together as one. Choose the weft colours of similar shades and fade out the colour transition. The colours alternates randomly. Weave the colours at both ends in similar shades. The woven length of the rug is 124 cm.

AMOUNT OF WEFT YARN NEEDED

Cotton strips in grey-blue shades 1370 g

FINISHING

Tie the warp threads using the square knots. There is 3 threads in one knot: 3 threads on the left edge, 6 in the middle and 3 on the right edge. Make the second row with 6 and 6 threads adjacent knots from first row. Make the thirrh row in same way. Cut the fringe to an even length.

© **mallikerta**

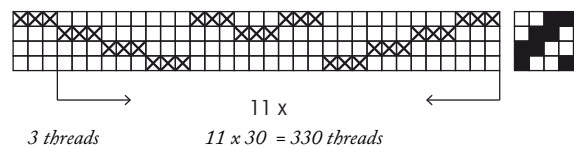
TRIPLE COLOR Grey-blue Rag rug

Treading:

2 cotton strips together as one


Threading:

3 different colour threads side by side on the same shaft. Keep the same colour order through the warp: Off-white, dark orange, light orange.



Tip!

Add treadles for plain weave along with twill. Shoot one plain weave weft between each patterned (twill) weft. At the picture on the right plain weave weft is 18-ply cotton twine doubled. The pattern weft can be single or doubled. Woven with this combination of twill and plain weave the rug is lighter.



mallikerta - The Weaver's Pick

Vanhamaantie 3-5 A6, 47200 ELIMÄKI, FINLAND
E-mail toimitus@mallikerta.fi Puh. +358 40 170 2007

► The commercial use of the weaving patterns and the sharing of designs online is forbidden. All contents of The Weaver's Pick are copyrighted by Mallikerta MH.