

www.theweaverspick.com

www.mallikerta.fi

© mallikerta

The Weaver's Pick
Spring 1/2021

Worry-free Wrap 3744

Purpose - Scarf

Weave - Plain weave

Shafts - 2-shaft

Material - Line Linen

Level ●●○

Weaving Library
*The Weaver's
Pick*



@mallikerta



mallikerta



@mallikerta

© *mallikerta*

Size finished 42 x 183 cm

Size wrinkled 25 x 150 cm

Worry-free Wrap

3744

WEAVE AND WRINKLE

100% linen scarf is plain weave with extremely loose sett. The wefts are barely staying in their places. Stiffness and poor elasticity of the linen fabric make it easy to wrinkle. We took advantage of this usually unwanted characteristic and utilized it in the finishing process. The water-soaked scarf was crumpled properly, unfurled only a little and dried on a rack. If you prefer an even scarf, you can omit the crumpling and only wet-finish the fabric. The fabric gets denser and softer in a good way and the weave looks more even.

LINEN SCARF

The warp Line linen 16/1, tex 103, 1 kg = approx. 10 000 m

Warp width 44 cm
number of warp ends 240
length 5,8 m (2 scarf)
the sett 5 ends/cm and narrow stripes 10 ends/cm


Reed 50/1 and stripes 50/2 = 1 per dent in a 50-dent reed or 2 per dent (stripes)

Structure Plain weave

INSTRUCTIONS FOR WINDING THE WARP

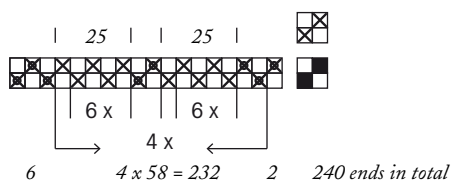
2 threads brown (50)
4 threads brown
25 threads beige (67)
4 threads dark blue (28)
25 threads silver grey (21)
6 threads brown

} 4 x



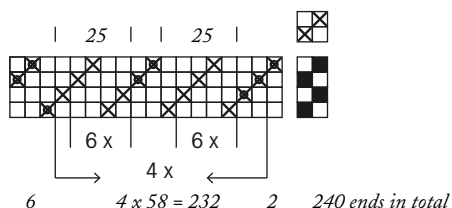
2-shaft loom:

✕ = doubled thread
(brown and dark blue)



4-shaft loom:

✕ = double thread
(brown and dark blue)



AMOUNT OF WARP AND WEFT YARN NEEDED

Line linen16/1, 1 kg = approx. 10 000 m, Garnhuset i Kinna

Colour:	Warp 5,8 m:	Weft for one scarf:
67 beige	57 g	17 g
21 silver grey	55 g	16 g
50 brown	14 g	4 g
28 dark blue	9 g	3 g

WEAVING INSTRUCTIONS

The sett is 5 picks/cm. Dark blue and brown stripes have been woven with a doubled yarn. The wefts are sliding easily out of their places when weaving a fabric with a loose sett. The structure will even out once wet-finished. The woven length was 185 cm measured under tension. The size was 42 x 183 cm off the loom.

Stripes:

- 3 picks brown (doubled yarn)
 - 5 cm beige
 - 2 picks dark blue (doubled yarn)
 - 5 cm silver grey
 - 2 picks brown (doubled yarn)
 - 1 pick brown (doubled yarn) = to balance the end of the scarf
- } Repeat 16 times or until desired length



FINISHING

Twist the fringes with 8 threads (4 + 4). The length of the twisted fringe is 10 cm..

Even scarf

Soak the scarf in warm water with a little detergent. Iron through a damp pressing cloth.

Wrinkled scarf

Soak the scarf in 40 - 60°C water with a little detergent. Rinse. Squeeze the scarf a tight wrinkled ball and let dry on a rack. Unfurl the ball, when the fabric is almost dry and the wrinkles are fixed. Let it dry completely.